

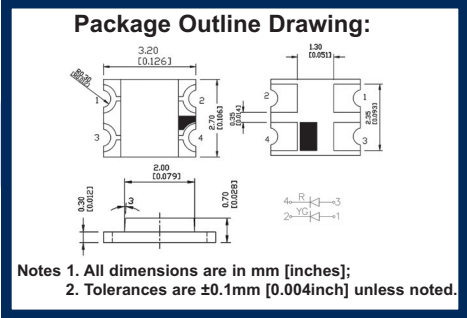
Dialight

Micro LED® SMD LED “598 SERIES” 1210 PACKAGE (3.2mm X 2.7mm X 0.7mm) Bi-Color



FEATURES / BENEFITS

- ▲ Compatible with automatic placement equipment
- ▲ RoHS compliant
- ▲ Packaged in 8mm tape, 7" reel and 20 per strip
- ▲ Meets EIA-481-1 pkg. std.



ORDERING INFORMATION

5 9 8 - 8 6 1 0 - 2 0 7 F
 Packaging Option

2	20 pieces on tape
7	7" reel 3000pcs / reel

PART NUMBERS

Dialight P/N	EMITTED COLOR	MATERIAL	LENS COLOR	LUMINOUS INTENSITY			DOMINANT WAVELENGTH			FORWARD VOLTAGE			VIEWING ANGLE ° DEGREES	PINOUT
				If = 20 ma			If = 20 ma			If = 20 ma				
				MIN	TYP	MAX	MIN	TYP	MAX	MIN	TYP	MAX		
598-8610-207F	RED	AlInGaP	Water Clear	40	60	80	630	635	645	1.8	2	2.4	140	4 → → 3
	GREEN	AlInGaP	Water Clear	30	40	50	562	568	570	1.8	2	2.4	140	2 → → 1
598-8621-207F	RED-ORANGE	AlInGaP	Water Clear	80	100	120	620	625	630	1.8	2	2.4	140	4 → → 3
	GREEN	InGaP	Water Clear	200	220	240	520	525	530	2.7	3.2	3.5	140	2 → → 1
598-8630-207F	ORANGE	AlInGaP	Water Clear	80	100	150	600	605	610	1.8	2.2	2.4	140	4 → → 3
	GREEN	AlInGaP	Water Clear	30	40	50	562	568	570	1.8	2.2	2.4	140	2 → → 1
598-8640-207F	YELLOW	AlInGaP	Water Clear	90	110	150	587	590	592	1.8	2	2.4	140	4 → → 3
	GREEN	AlInGaP	Water Clear	30	40	50	562	568	570	1.8	2	2.4	140	2 → → 1
598-8650-207F	YELLOW	AlInGaP	Water Clear	80	100	120	587	590	592	1.8	2	2.4	140	4 → → 3
	GREEN	InGaP	Water Clear	90	150	220	520	525	530	2.7	3.2	3.5	140	2 → → 1
598-8660-207F	YELLOW	AlInGaP	Water Clear	90	110	150	587	590	592	1.8	2.2	2.4	140	4 → → 3
	RED	AlInGaP	Water Clear	40	60	80	630	635	645	1.8	2.2	2.4	140	2 → → 1
598-8670-207F	RED	AlInGaP	Water Clear	40	60	80	630	635	640	1.8	2.2	2.4	140	SEE EXAMPLE
	YELLOW-GREEN	AlInGaP	Water Clear	30	40	65	570	-	575	1.8	2.2	2.4	140	
598-8680-207F	GREEN	InGaP	Water Clear	200	260	300	520	525	530	2.7	3.2	3.5	140	4 → → 3
	BLUE	InGaP	Water Clear	40	60	90	465	470	475	3	3.2	3.4	140	2 → → 1

ABSOLUTE RATINGS (@ Ta = 25°C)

Dialight P/N	Power Dissipation	Forward Current	Reverse Voltage	Operating Temperature Range	Storage Temperature Range	Peak Pulse Forward Current	Electrostatic Discharge
	(mW)	(mA)	(V)	(°C)	(°C)	(mA)	(HBM)
598-8610-207F	48	20	5	-40~+100	-40~+100	100	2000
	48	20	5	-40~+100	-40~+100	100	2000
598-8621-207F	60	20	5	-30~+85	-40~+100	100	1500
	87.5	20	5	-30~+85	-40~+100	100	1500
598-8630-207F	48	20	5	-40~+100	-40~+100	100	2000
	48	20	5	-40~+100	-40~+100	100	2000
598-8640-207F	48	20	5	-40~+100	-40~+100	100	2000
	48	20	5	-40~+100	-40~+100	100	2000
598-8650-207F	48	20	5	-40~+100	-40~+100	100	2000
	70	20	5	-40~+100	-40~+100	100	2000
598-8660-207F	48	20	5	-40~+100	-40~+100	100	2000
	48	20	5	-40~+100	-40~+100	100	2000
598-8670-207F	48	20	5	-40~+100	-40~+100	100	2000
	48	20	5	-40~+100	-40~+100	100	2000
598-8680-207F	70	20	5	-40~+100	-40~+100	100	1000
	68	20	5	-40~+100	-40~+100	100	1000



A4703



ISO 9001



PRELIMINARY

Dialight reserves the right to make changes at any time in order to supply the best product possible.

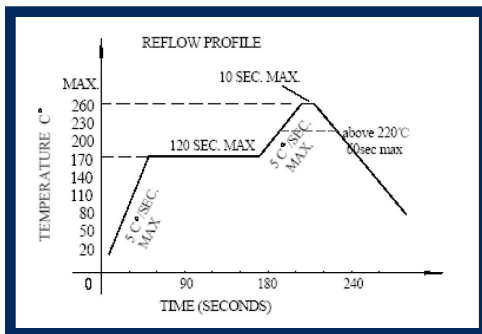
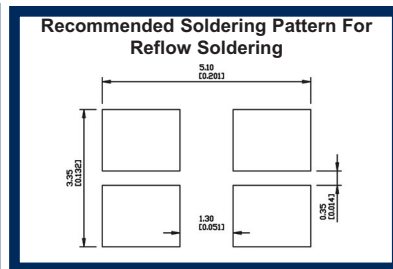
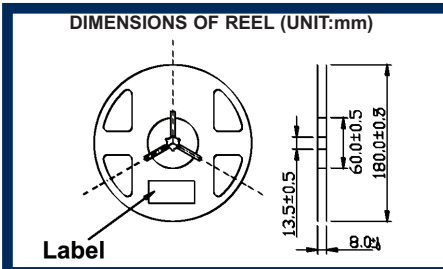
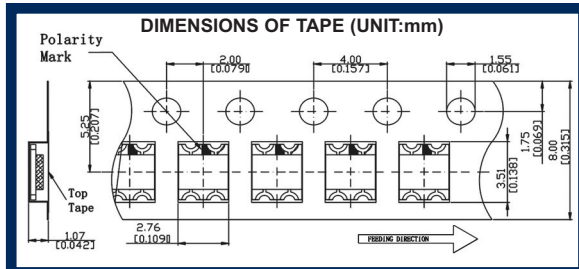
Contact us directly for the latest information.

Dialight Corporation
1501 Route 34 South • Farmingdale, NJ 07727 USA
Tel: (1) 732-919-3119 • Fax: (1) 732-751-5778 • www.dialight.com



MDEI5981210BI_01

MECHANICAL DIMENSIONS

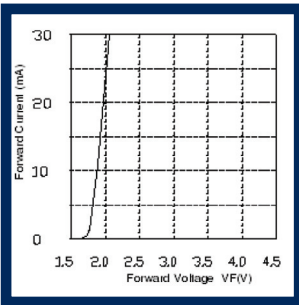


REFLOW SOLDERING		HAND SOLDERING	
Pre-heat	160~180°C	Temperature	300°C Max.
Pre-heat time	120 seconds Max.	Soldering time	3 second Max (one time only)
Peak temperature	260°C Max.	Soldering time	3 second Max (one time only)
Soldering time	10 seconds Max.		
Condition	Refer to temperature -profile		

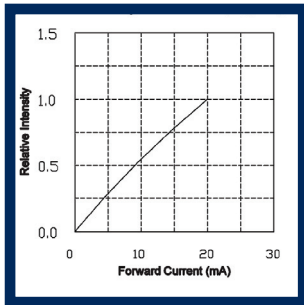
OPTICAL AND ELECTRICAL CHARACTERISTICS CURVES

RED 630-642NM, RED-ORANGE 620-630NM, ORANGE 600-610NM, YELLOW 590-595NM, YELLOW 583-590NM, YELLOW GREEN 570-575NM, GREEN 562-570NM

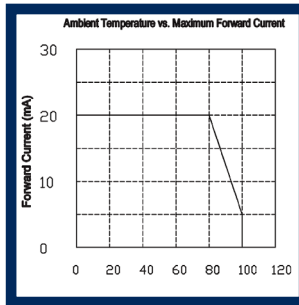
FORWARD VOLTAGE VS FORWARD CURRENT (Ta=25°C)



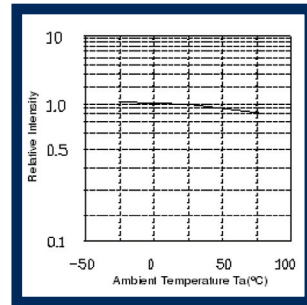
RELATIVE INTENSITY VS FORWARD CURRENT (Ta=25°C)



DERATING

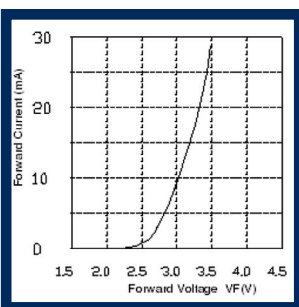


RELATIVE INTENSITY VS AMBIENT TEMPERATURE

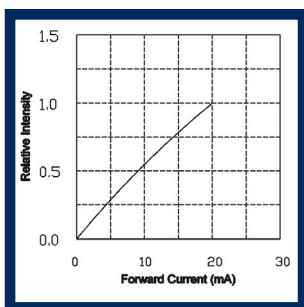


GREEN 520-525NM, BLUE 470-475NM

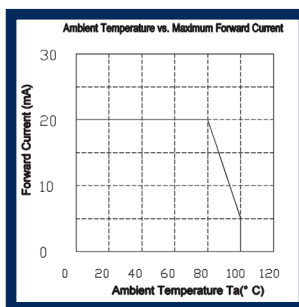
FORWARD VOLTAGE VS FORWARD CURRENT (Ta=25°C)



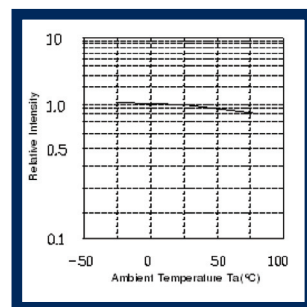
RELATIVE INTENSITY VS FORWARD CURRENT (Ta=25°C)



DERATING



RELATIVE INTENSITY VS AMBIENT TEMPERATURE



A4703



ISO 9001

Dialight Corporation



PRELIMINARY

Dialight reserves the right to make changes at any time in order to supply the best product possible.

Contact us directly for the latest information.

1501 Route 34 South • Farmingdale, NJ 07727 USA
Tel: (1) 732-919-3119 • Fax: (1) 732-751-5778 • www.dialight.com



MDEI5981210BI_01